

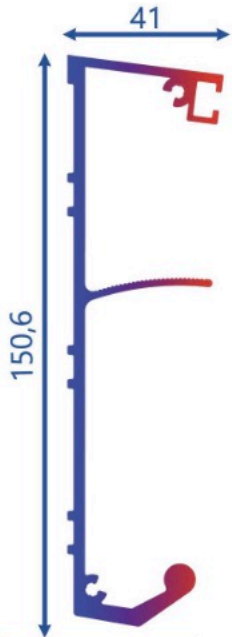




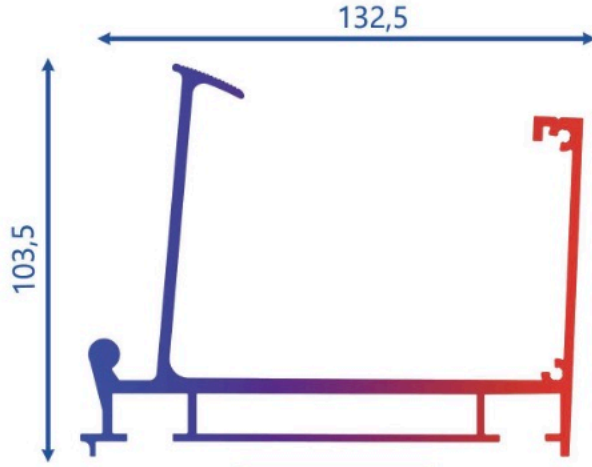
KIŞ BAHÇESİ SİSTEMİ



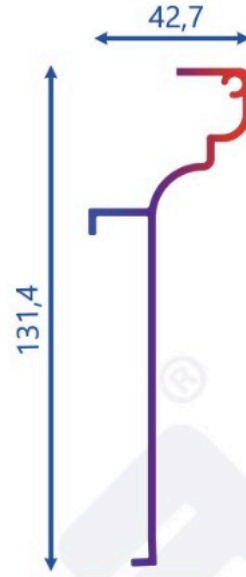
tema[®] 30 *yıllık*
alüminyum



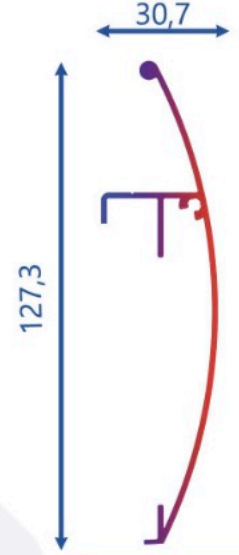
T.2520
2,394 KG/MT
Duvar
Dayama Profili



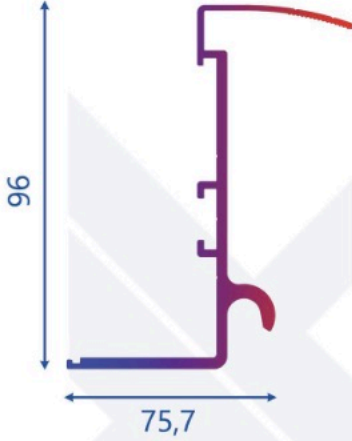
T.2521
3,844 KG/MT
Dere Profili



T.2522
1,057 KG/MT
Dekorlu
Dere Kapağı



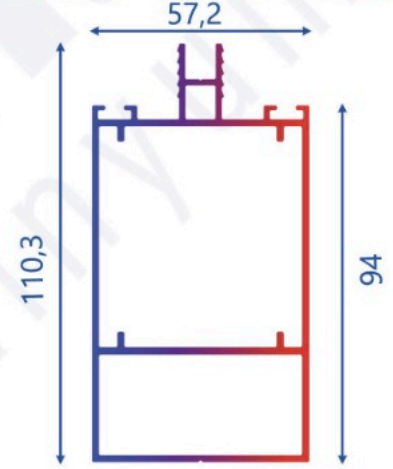
T.2523
0,850 KG/MT
Oval
Dere Kapağı



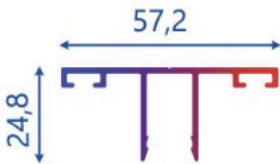
T.2524
1,471 KG/MT
Açı Ayar
Profili



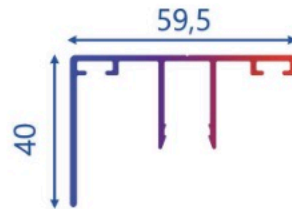
T.2525
0,595 KG/MT
Açı Ayar
Kapak Profili



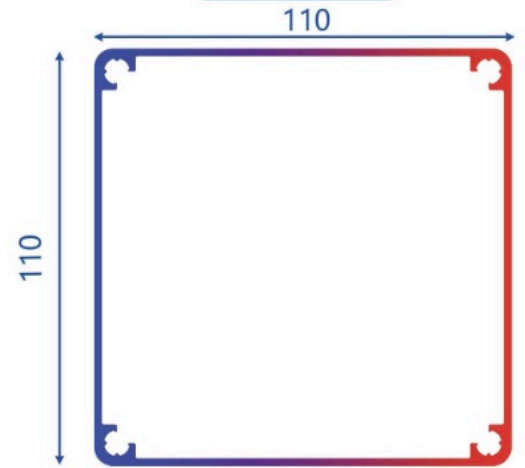
T.2526
2,079 KG/MT
Taşıyıcı Profili




T.2527
0,528 KG/MT
Taşıyıcı Orta
Kapak Profili




T.2528
0,711 KG/MT
Taşıyıcı Kenar
Kapak Profili



T.2529
2,605 KG/MT
Ayak Profili




**TEMA VERANDA OVAL
DERE KAPAĞI**
TA06.02.01.10



**TEMA VERANDA DEKORLU
DERE KAPAĞI**
TA06.02.01.11



**TEMA VERANDA DUVAR
DAYAMA KAPAĞI**
TA06.02.01.12



**TEMA VERANDA BAĞLANTI
SACI**
TA63.01.01.04



M10*16 CİVATA
TA36.41.10.51



M10 KARE SOMUN
TA36.41.10.52



**TEMA VERANDA L BAĞLANTI
TAŞIYICI PROFİLİ**
TA06.02.01.09



**KIŞ BAHÇESİ ÇELİK
PAPUÇ**
TA06.02.01.07



**VERANDA SU FİLTRE
50 MM PVC**
TA06.02.01.02

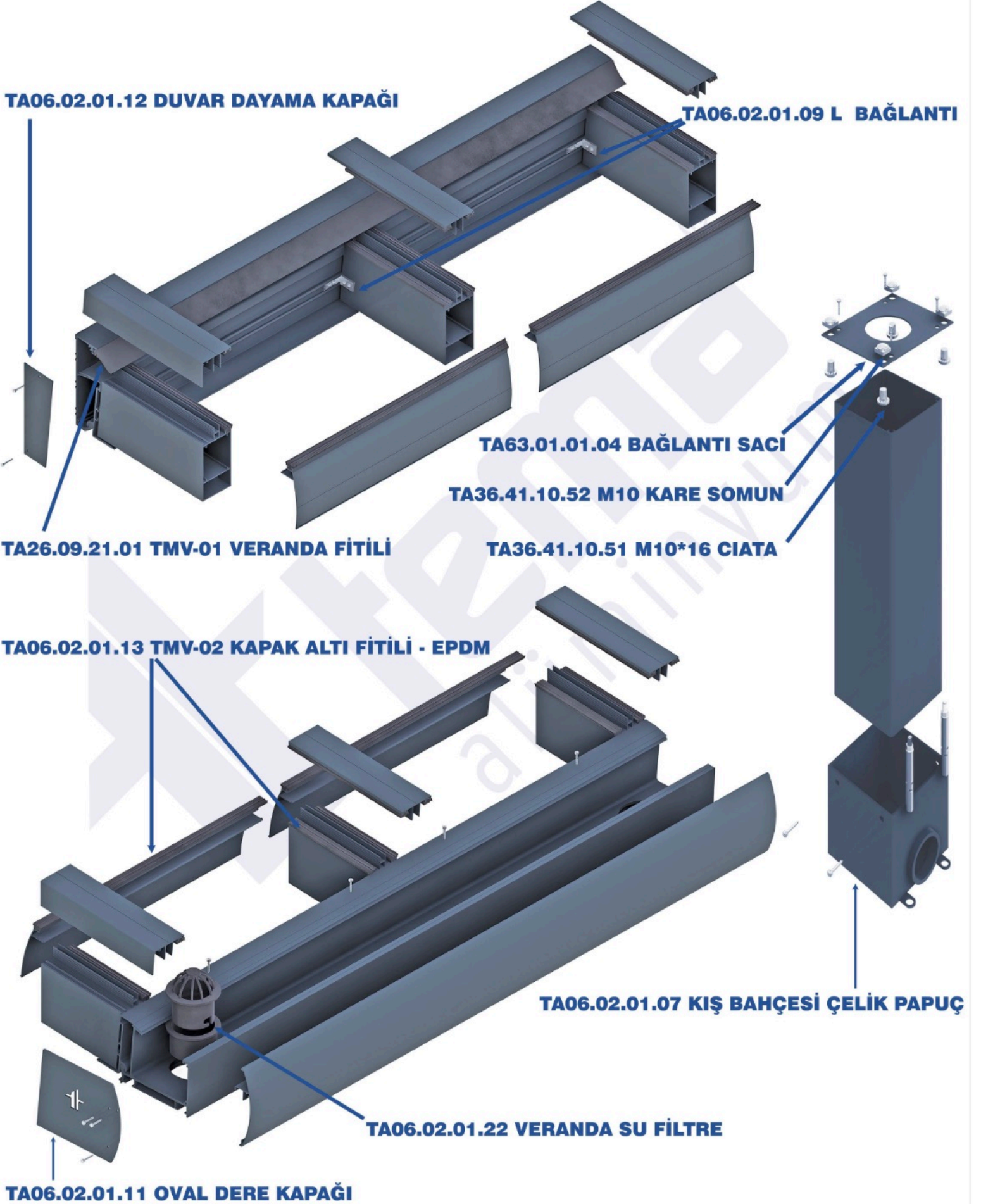


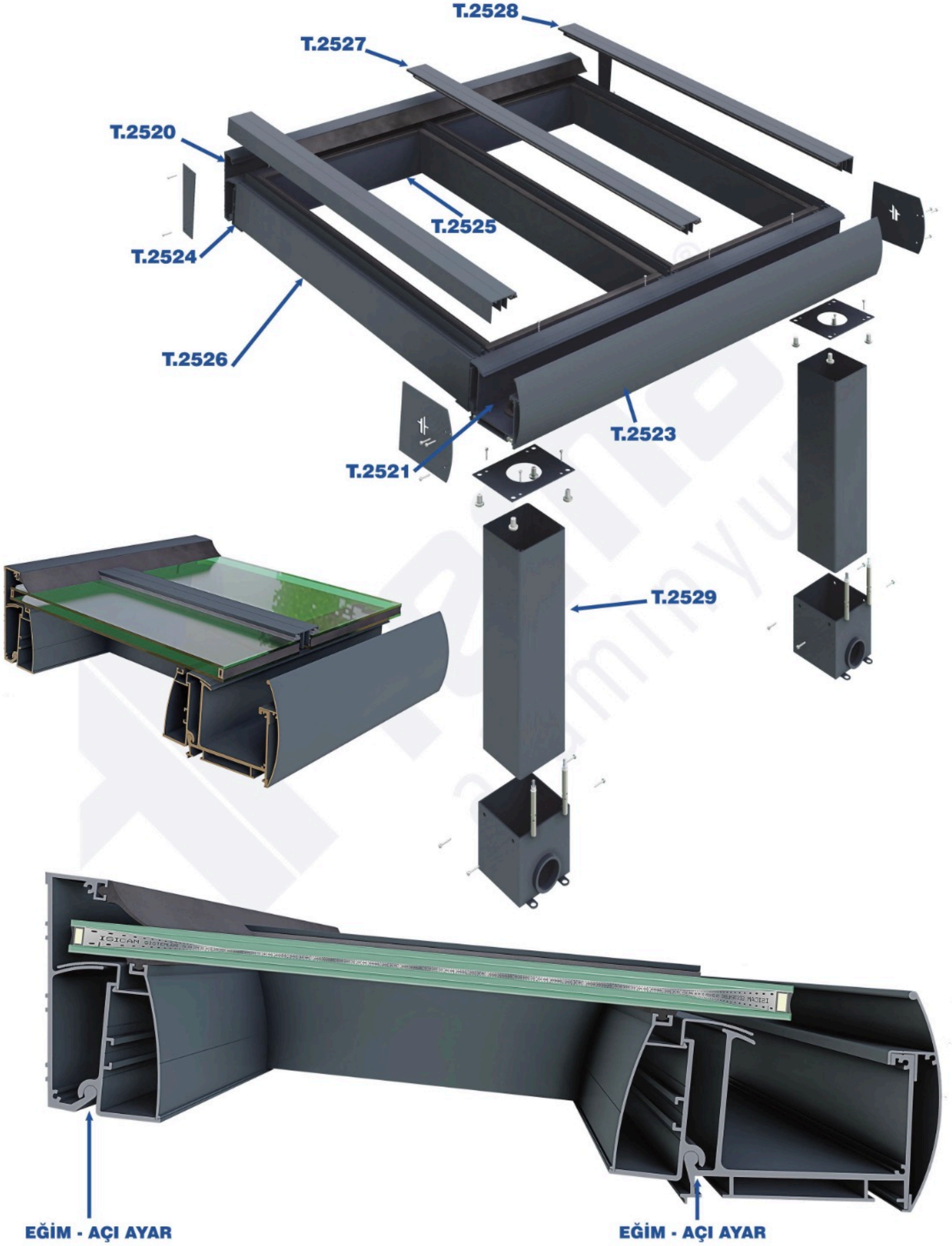
**TMV-01 VERANDA
FİTLİ**
TA26.09.21.01



**TMV-02 KAPAK ALTI
FİTLİ - EPDM**
TA06.02.01.13

MONTAJ ŞEMASI







Yapının Ana Teması

Gebze

Barış Mh. Güney Yan Yol Cd.
No:338 Gebze - Kocaeli

Sultanbeyli

Turgutreis Mh. Fatih Cd.
Asalet Sk. No:4-6
Sultanbeyli - İstanbul

Esenyurt

Talatpaşa Mh. Fatih Sultan Mehmet Cd.
No:6-1 Esenyurt - İstanbul

Şirinevler

Hürriyet Mh. Mahmutbey Cd.Kadioğlu Sk.
No:3/2 Bahçelievler - İstanbul

444 57 20



www.temaaluminyum.com.tr

